



MANUAL GUIDANCE FOR **FAI ID REGISTRATION**

FOR PLAYERS

STEP 1: FAI ID REGISTRATION LINK

<https://dms.fencingindia.org/DMS/athlete/register>

OPEN THE WEBSITE USING THIS LINK.

STEP 2: NOW FRONT PAGE IS OPEN. IN NEW REGISTRATION SELECT FENCER.

FENCING INDIA

Members Login

Username
Enter Username

Password
Enter Password

97 61 65 Enter Here

[Forgot Password](#)

LOGIN


New Registration

- FENCER**
- COACH
- REFEREE
- TECHNICAL OFFICIAL
- STATE

[Refund Policy](#) [Privacy Policy](#) [Terms & Conditions](#)

STEP 3: FENCER REGISTRATION PAGE IS OPEN. NOW FILL THE

- PRIMARY DETAILS (**MANDATORY**) IN FENCER CATEGORY SELECT FENCER C+.


FENCING INDIA

FENCER REGISTRATION

PAGE 1/2PAGE 2/2

Primary Details

First Name *

Middle Name

Last Name *

Name on the Certificate

Gender *
 Male Female

Date of Birth *
Date Month Year

Aadhar Card Number *

PAN Number

Weapon *

Hand *

Email *

Re-enter Email *

Mobile Number *
+91 Enter Mobile Number

Re-enter Mobile *
+91 Enter Re-enter Mobile Number

Secondary Mobile
+91 Enter Mobile Number

Blood Group *

Height in Cms *

Weight in Kgs *

Fencer Category *

- PARENTS / GUARDIAN DETAILS (**MANDATORY**)

Parent/ Guardian's Details

Father's Name

[OR] Mother's Name

[OR] Spouse/ Legal Guardian's Name(if any)

Father's/Mother's/Local Guardian's Mobile No *

- HOME ASSOCIATION (**MANDATORY**)

Home Association

Name of the Member Unit *

- PERMANANENT ADDRESS (**MANDATORY**)

Permanent Address

Pincode *
Enter Pincode

Address *
Address Line 1

Apartment name/landmark
Address Line 2

City / Taluka *
Enter City / Taluka Name

District *
Enter District Name

State *
Enter State Name

Document confirming domicile *
Select Document Proof

I'm currently in the jurisdiction of or representing another State or UT Fencing Association/ Institutional Member

I'm currently in the jurisdiction of or representing the same State or UT Fencing Association/ Institutional Member

- REPRESENTING ASSOCIATION (**MANDATORY**)

Representing Association

Name of the Member Unit/ Institutional Member *
Select Your Association

- **CURRENT ADDRESS (MANDATORY)**

Current Address

Pincode *
Enter Pincode

Address *
Address Line 1

Apartment name/landmark
Address Line 2

City / Taluka *
Enter City / Taluka Name

District *
Enter District Name

State *
Enter State Name

Document confirming current residence *
Select Document Proof

- **TRAINING DETAILS (MANDATORY)**

Training Details

Training *
Select

Name of the Current Coach *
Enter the Name of Current Coach

- **PASSPORT DETAILS (NOT MANDATORY)**

The screenshot shows a form titled "Passport Details" with a dark blue header. Below the header, there are four input fields: "Passport Number" (text input), "Issued at" (text input), "Passport Issued Date" (dropdown menu), and "Passport Expiry Date" (dropdown menu). The form is framed by a light gray border.

- **BANK DETAILS (NOT MANDATORY)**

The screenshot shows a form titled "Bank Details" with a dark blue header. Below the header, there are five input fields: "Bank Name" (dropdown menu), "Branch" (text input), "Account Number" (text input), "Re-enter Account Number" (text input), and "IFSC Code" (text input). At the bottom right, there are two buttons: "Back" (dark blue) and "Next" (dark gray). The form is framed by a light gray border.

STEP 4: CHECK THE DETAILS ONCE & CLICK NEXT.

STEP 5: NOW FILL THE DETAILS

- EDUCATIONAL/PROFESSIONAL QUALIFICATION (**MANDATORY**)




FENCING INDIA

FENCER REGISTRATION

PAGE 1/2 PAGE 2/2

Educational/ Professional Qualification

Highest educational/ professional qualification OR Currently studying (name of the course)*

Name of the Educational Institute/ University/ School*

Additional information on education

- EMPLOYMENT (**NOT MANDATORY**)

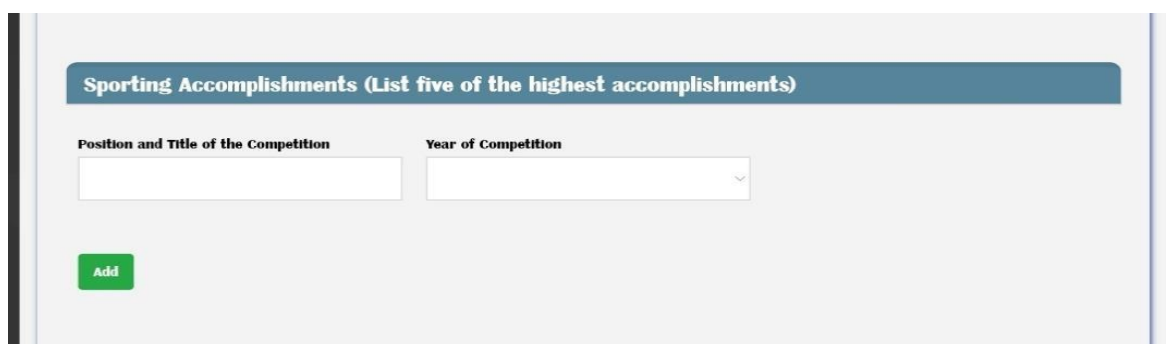


Employment

If employed, name of the current employer

Additional information on employment

- SPORTING ACCOMPLISHMENT



Sporting Accomplishments (List five of the highest accomplishments)

Position and Title of the Competition	Year of Competition
<input type="text"/>	<input type="text"/>

STEP 6: FILE UPLOADS.

- PHOTOGRAPH (**MANDATORY**)
- AADHAR CARD FRONT SIDE (**MANDATORY**)
- AADHAR CARD BACK SIDE (**MANDATORY**)

File Uploads

Photograph * (Please read the photograph specifications and make sure correct photograph is uploaded.) [Read Photograph Specifications](#)
(Formats should be .jpg, .jpeg or .png)

No file chosen

Photograph

Aadhar Card Front Side * (Format Should be .jpg, .jpeg, .png)

No file chosen

Aadhar Card Back Side * (Format Should be .jpg, .jpeg, .png)

No file chosen

STEP 7: BILLING INFORMATION. CLICK SUBMIT & PAY



REGISTRATION PAYMENT

MEMBERSHIP REGISTRATION FEE: 2000 INR

BILLING INFORMATION

BILLING NAME *	SARAVANAN A
BILLING ADDRESS *	34/6, SAKTHI NAGAR, CHINNAVEDAMPATTI COIMBATO
BILLING CITY *	COIMBATORE SOUTH
BILLING STATE *	TAMIL NADU
BILLING ZIP *	641048
BILLING COUNTRY *	INDIA
BILLING MOBILE *	9384788747
BILLING EMAIL *	SARAVANANSHARA895@GMAIL.COM

✓ SUBMIT & PAY

**STEP 8: PAYMENT PAGE WILL BE OPEN. SELECT THE TRANSACTION METHOD
(DEBIT CARD, NET BANKING, WALLET, UPI OR EMI OPTIONS)**

NOTE: FENCER CATEGORY MENTION FENCER C+ RS.2000/- (NEWLY REGISTERED FENCER)



Transaction times out in **14:45** mins

27365

English

INR 2000.00	View Breakup
Order #:	17502410246558
Coupon Code <input type="text"/>	Apply
Order Amount	2000.00
Total Amount	INR 2000.00

Billing Information

Saravanan A

34/6, Sakthi Nagar, Chinnavedampatti Coimbat

641048

Coimbatore South

Tamil Nadu

India

9384788747

saravananshara895@gmail.com

Notes (Optional)

My Billing and Shipping address are different

SELECT THE TRANSACTION METHOD & PAY THE AMOUNT (DEBIT CARD, NET BANKING, WALLET, UPI OR EMI OPTIONS).

Payment Information

Credit Card

We Accept :    

Card Number

Expiry Date

Month Year

CVV

I agree with the [Privacy Policy](#) by proceeding with this payment.

INR 2000.00 (Total Amount Payable)

Make Payment

[Cancel](#)

Debit Cards

Net Banking

Wallet

UPI

EMI Options

CC-Avenue® An Infibeam Avenues Product

MasterCard
SecureCode

Verified by
VISA

SafeKey

RuPay

PCI-DSS

STEP 8: AFTER PAYMENT CHECK MAIL BOX FOR OREDER ID WILL BE SENT TO YOUR REGISTERED MAIL. THE OFFICIAL FAI ID WILL BE GENERATED WITHIN ONE WEEK.THE USERNAME IS A FAI ID.

Username and Password


Inbox



FENCING A... 24 Jan




to me ▾



FENCING INDIA

FENCING ASSOCIATION OF INDIA



Welcome to FAI Family!!

Hello SARAVANAN A,

Below are the username and password for your FAI UID account

- ◆ UserName: **FAIMFTN**
- ◆ Password: **[REDACTED]**

◆ To login click: [Login Here](#)

Warm Regards,
FAI Admin

This is an Automated email. Please do not reply